

SECRETARIA DE EDUCACION DISTRITAL
Colegio Nacional Nicolás Esquerro IED
PEI: EDIFICANDO FUTURO
RESOLUCION 2562 DEL 28 DE AGOSTO DE 2002
NIT: 899.999.139-4
DANE: 11100101091
AREA: HUMANIDADES ASIGNATURA: INGLÉS

COLEGIO NACIONAL NICOLAS ESGUERRA JORNADA UNICA 2025
TALLER DE RECUPERACION SEGUNDO PERIODO ACADEMICO INGLÉS
SEPTIMO GRADO

Docente: Claudia Melgarejo

1. Repase los temas vistos en el segundo periodo académico.
2. Desarrollar de manera escrita las actividades planteadas en este taller en hojas examen y presentarlas entre la semana del 22 al 28 de agosto aclarar dudas de los temas que requiera en ese espacio.
3. Estudiar los ejercicios del taller y presentar una evaluación en la semana comprendida entre el 22 y 28 de agosto.
4. Los estudiantes que no perdieron la asignatura pueden realizar el taller a manera de repaso y se tendrá en cuenta esa nota para el tercer periodo académico.

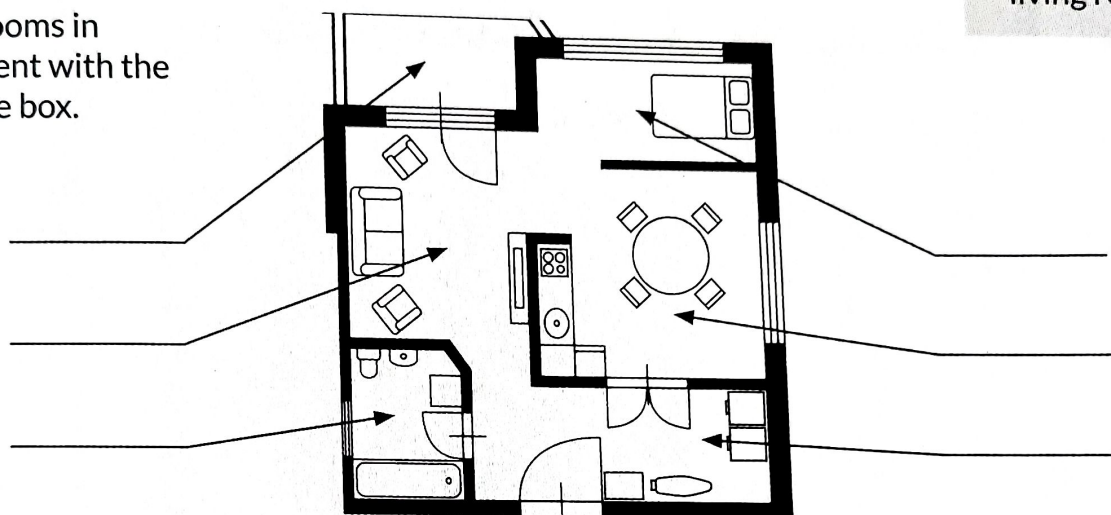
Bibliografía: Libro: Way to go 6th grade. Ministerio de Educación Nacional.
Bogotá. Modulo 3.

Eco-Friendly Home

Lesson 1 » This Is My Home!

balcony
bathroom
bedroom
kitchen
laundry room
living room

1. Label the rooms in the apartment with the words in the box.



2. Answer the questions about the apartment plan in exercise 1.

1. How many bedrooms are there?

2. Is there a laundry room?

3. Are there two bathrooms?

4. Is there a desk in the bedroom?

3. Write questions for the answers.

1. Is there a sofa?

Yes, there's one in the living room.

2. How many wardrobes are there?

There are no wardrobes in this apartment.

3. _____

Yes, there's a shower in the bathroom.

4. _____

There's one TV. It's in the living room.

5. _____

Yes there's a table in the kitchen.

4. Make sentences to describe where we do the activities in brackets.

1. (park the car) People park the car in the garage.

2. (eat) _____.

3. (sleep) _____.


4. (sit and talk) _____.

5. (cook) _____.


6. (bathe) _____.

Lesson 2 » I Help the Environment!

1. Look at the photos. Complete the questions and the answers using *this, these, that* or *those*.




1. What are these _____?
They're chairs.



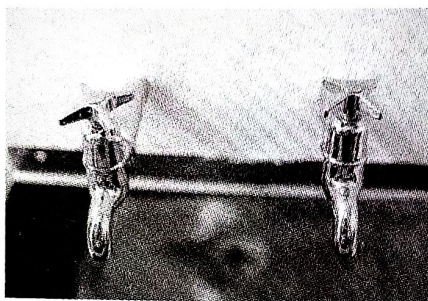
2. What _____?



5. What _____?



3. What _____?



4. What _____?

2. Choose the correct option to complete the instructions.

1. Turn off **those** / **that** taps! Don't waste water.
2. Don't throw away **that** **food** / **vegetables**. We can eat it for dinner.
3. Don't put **that** / **this** bottle in the bin! Recycle it.
4. Don't leave those **bicycle** / **bicycles** in the garage. Use them!
5. **Those** / **that** lights are on again! Turn them off.

3. How can you make an eco-house? Use the words in the box to write sentences.

collect electricity energy food grow produce rubbish save separate use wind

1. I can use the wind for a natural cooling system.
2. I can _____ with solar panels.
3. I can _____ rainwater.
4. I can _____ in a vegetable garden.
5. I can _____ with recycling bins.
6. I can _____ with energy-saving light bulbs.

Lesson 3 » Respect the Environment

boxes damaged fruit
food leftovers fruit peel
metal containers
old vegetables
plastic bags plastic bottles

1. Put the words from the box into the correct column in the chart.

Inorganic rubbish	Organic rubbish

2. Read the text and write the steps for making compost.

Step 1: _____

Step 2: _____

Step 3: _____

Step 4: _____

Step 5: _____

Step 6: _____

SUSTAINABILITY



We know inorganic rubbish can be reduced, reused, and recycled. But, what can we do with organic rubbish? Organic waste includes old or rotten food, fruit and vegetable peel and all leftover food on your plate after you are full. You can put it in your garden and after some time, it decomposes and transforms into compost, which you can use to fertilize your garden. Now, how to make compost? Well, start by separating your organic waste into a different container. Don't use meat or bones. Dig a hole in the soil and put a layer of straw in the bottom. Put in all your kitchen waste and add more straw and green waste (for example leaves, twigs and grass) on top. Then, cover all of it with plastic or wood and leave it like that for two weeks. After that, mix everything with a shovel and add more organic waste. With time you'll see how all this transforms into fertilized soil.

I Belong to a Community

Lesson 1 » This Is My Neighbourhood!

1. Write the place in town where you can do each thing.

1. Where can you buy books?

At a bookshop.


2. Where can you go to see a film?

3. Where can you go to sit and read books?

4. Where can you buy medicines?

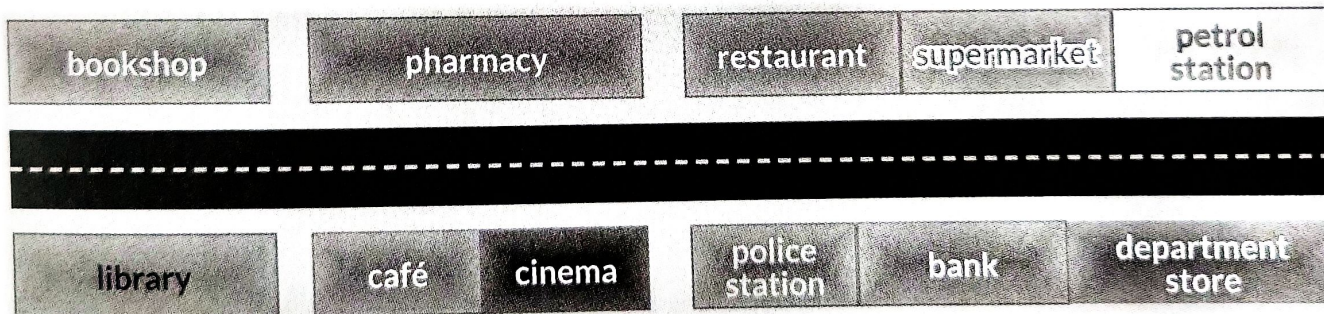
5. Where can you buy bread?

6. Where can you buy clothes, electric appliances and furniture for the house?



2. Look at the map of the town. Correct the mistakes in bold in the sentences using the prepositions in the box.

between next to on opposite



1. The pharmacy is **opposite** the restaurant.

The pharmacy is next to the restaurant.

2. The café is **next to** the pharmacy.

3. The cinema is **opposite** the restaurant.

4. The department store is at the end of the street **in** the corner.

5. The petrol station is **between** the supermarket.

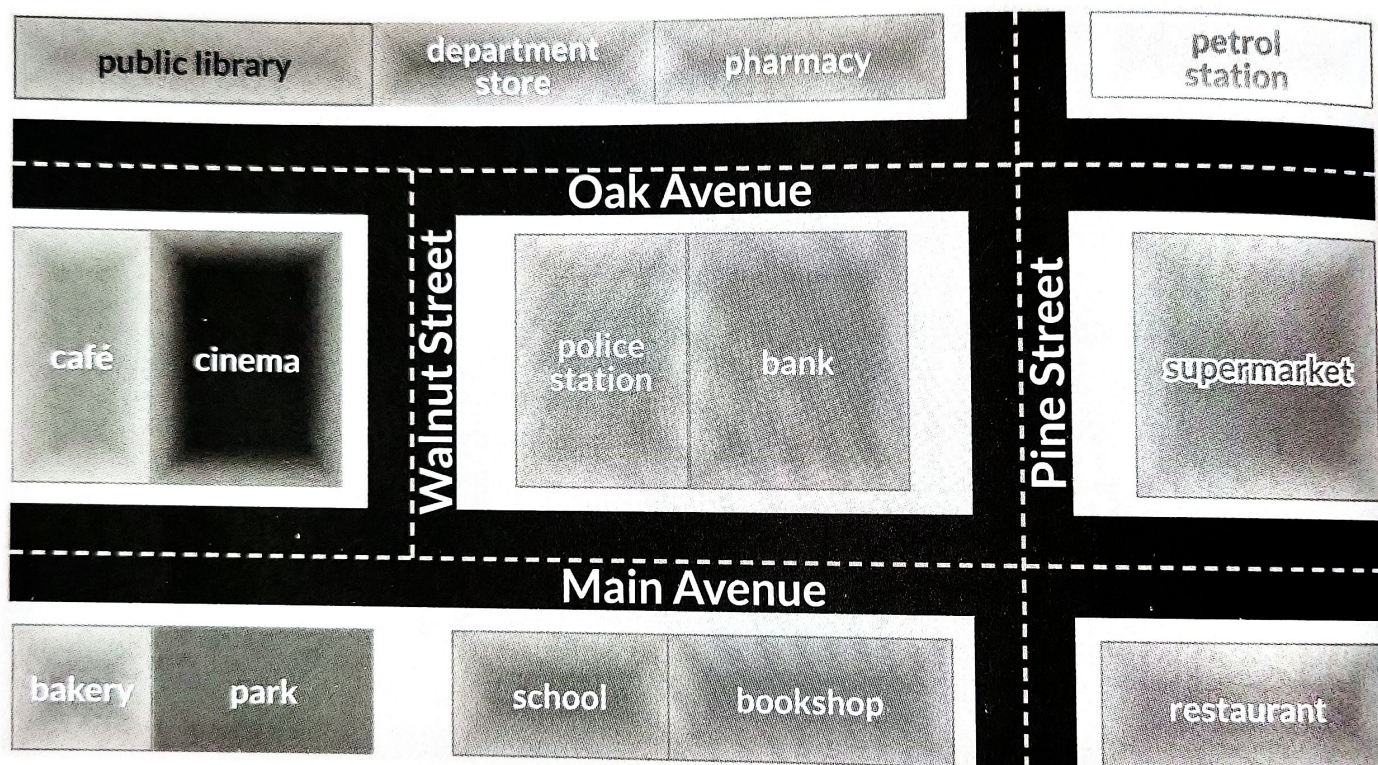
6. The restaurant is **opposite** the pharmacy and the supermarket.

Lesson 2 » I'm a Good Citizen!

1. Tick the actions of a good citizen.

1. A good citizen doesn't throw any rubbish in the street. ☐
2. A good citizen doesn't clean up after the dog. ☐
3. A good citizen recycles. ☐
4. A good citizen makes a lot of noise. ☐
5. A good citizen respects things in public spaces. ☐

2. Write two different ways to describe where each place is.



1. The petrol station

It's on the corner of Oak Avenue and Pine Street.

It's on Pine Street, opposite the pharmacy.

2. The department store

3. The park

4. The restaurant

3. Where am I? Follow the directions and write the place I arrive at.

1. You're in front of the park. Turn left on Walnut Street. The place is on the corner opposite the cinema.

2. You're at the supermarket. Turn right on Pine Street. Go straight ahead. The place is at the end, on the left.

3. You're outside the bank. Turn left, then turn left again. Go past the police station. The place is on the left, on the corner with Main Avenue.

Lesson 3 » For a Better Community!

1. Write a *wh*- question for each answer.

1. Where can I drink a cup of coffee in your neighbourhood ?

You can drink a cup of coffee at Bonsai Café.

2. _____ ?

The name of my neighbourhood is 20 de Julio.

3. _____ ?

My favourite place in my neighbourhood is the square.

4. _____ ?

In my neighbourhood there is a bakery, a hair salon, a pharmacy and a grocery store.

5. _____ ?


The supermarket is next to the bank.

6. _____ ?

We have problems in my neighbourhood with noise and rubbish.

2. Think of solutions for these problems in your local park.

Use some of the language in the box.



Problem	Solution
1. There is no lighting.	<u>We can talk to the electricity company and the district office for public space. We can ask for street lamps.</u>
2. People throw rubbish.	
3. The older children are very noisy and not friendly to the young children.	
4. People don't clean up after their dogs.	
5. The play equipment is broken and dirty.	
6. There is a problem with crime.	

organize a campaign
put signs up
have a meeting
paint
repair
talk to
ask for
clean

Every Job Is Important

Lesson 1 » Different Jobs!

1. Guess the job. Use the words. There are two extra words.

1. This person fixes cars.

A mechanic.

2. This person checks accounts for people or companies.

3. This person cuts and brushes people's hair.

4. This person grows fruit and vegetables.

5. This person makes bread and cakes.

6. This person helps you buy things at shops.

accountant

baker

cook

sales person

mechanic

farmer

nurse

hairdresser

2. Complete the conversation. Then guess the job.

Sam: 1 _____?

Marta: She works at her studio.

Sam: 2 _____ with people?

Marta: No, she doesn't. She works alone.

Sam: 3 _____?

Marta: No, she doesn't. She doesn't help people in her job.

Sam: 4 _____ any tools?

Marta: Yes, she does. She uses brushes and paints.

What is the job of this person? She is 5 _____.

3. Look at the photo and answer the questions.

1. Who is this?

4. Is she wearing a uniform?

2. Where does she work?

5. Does she work with other people?

3. What is she doing?



Lesson 2 » What Are You Doing Right Now?

1. Look at the photos. What are they doing?




A



B




C




D



E



F



G



H

2. Put the cook's routine in the correct order. Write the numbers.

A. ____ Cook lunch.

C. ____ Check the kitchen is clean to go home.

D. 1 Receive fruit and vegetable deliveries.

E. ____ Cook dinner.

F. ____ Get the food ready to cook for dinner (wash and cut vegetables, etc.)

G. ____ Prepare soups, sauces, and cakes because they take a long time to make.

3. Use the words in the box to write complete sentences about the cooks' routine from exercise 2 in the correct sequence. You can use some words more than once.

finally first of all later secondly then

1. _____
2. _____
3. _____
4. _____
5. _____
6. _____
7. _____

Lesson 3 » I Know the People in my Community

1. Answer the questions about your mother or father.

1. What does your mother/father do?

2. Where does she/he work?

3. What is the first thing she/he does at work?

4. What does she/he do next?

5. What is the last thing she/he does?

6. What is she/he doing right now?

2. Write a paragraph about your mother or father's routine at work. Use the sequence connectors from lesson 2.

My mother is a housewife. She works at home.

First of all, she cleans the kitchen. Then, ...

3. Two people are looking at photos. Write the questions Ana asks José.

A: 1. What are you doing (do) in this photo?

J: I'm cooking.

A: Who ² _____ (help) you?

J: That's my friend, Camila.

A: ³ _____ (make) bread?

J: No, we're not!

A: What ⁴ _____ (make)?

J: We're making a birthday cake for my brother.

A: What ⁵ _____ (do) while you ⁶ _____ (cook)?

J: Oh, he's playing football. He always plays football on Wednesdays.

A: ⁷ _____ (play) today?

J: Yes, he is.

A: You look like you're having fun in this photo. Why ⁸ _____ (laugh)?

J: I can't remember! But I always have a good time with Camila.

